


**CHIEF®**  
A brand of **legrand**

# WALL MOUNT SOLUTIONS

FUSION® SERIES





# MICRO-ADJUSTABLE

## FIXED AND TILT MOUNTS

An industry favorite, Fusion® Fixed and Tilt Mounts were designed with installer feedback for superior speed and usability. Stability, less hardware, fast installation, improved cable management and more great features add up to benefits installers appreciate in our best wall mount yet. Accessories are available to customize any configuration.



ControlZone Height &  
Roll Adjustment



Centerless Lateral Shift



Centris Low-Profile Tilt



STMS1U  
Small Tilt Mount, Portrait/  
Landscape



MSM1U  
Medium Fixed Mount,  
Landscape



LTM1U  
Large Tilt Mount,  
Landscape



XSM1U  
Extra-Large Fixed Mount,  
Landscape

MODEL	TYPICAL SCREEN SIZE	DEPTH FROM WALL	CENTERLESS LATERAL SHIFT	CENTRIS LOW-PROFILE TILT	MOUNTING PATTERN RANGE (W X H)	WEIGHT CAPACITY (DUAL STUD)	ORIENTATION
MSM1U*	26 - 47"	2" (51 mm)	12.9" (327 mm)	–	100 x 100 – 642 x 400 mm	125 lbs (56.7 kg)	Landscape
LSM1U	37 - 63"	2" (51 mm)	17.4" (441 mm)	–	100 x 100 – 871 x 500 mm	200 lbs (90.7 kg)	Landscape
XSM1U	55 - 82"	2.25" (57 mm)	21.4" (542 mm)	+2°	100 x 100 – 1070 x 600 mm	250 lbs (113.4 kg)	Landscape
STMS1U	24 - 32"	2" (51 mm)	–	+2° / -12°	75 x 75 - 300 x 300 mm	75 lbs (34 kg)	Landscape/ Portrait
MTMS1U	32 - 65"	2.1" (53 mm)	–	+2° / -12°	200 x 200 - 455 x 400 mm	75 lbs (34 kg)	Landscape/ Portrait
MTM1U*	32 - 65"	2" (51 mm)	12.9" (327 mm)	+2° / -12°	100 x 100 – 650 x 400 mm	125 lbs (56.7 kg)	Landscape
MTMP1U**	32 - 47"	3.23" (82 mm)	10.4" (265 mm)	+5° / -12°	100 x 100 – 570 x 600 mm	125 lbs (56.7 kg)*** 200 lbs (90.7 kg)	Portrait
LTM1U	42 - 86"	2" (51 mm)	17.4" (441 mm)	+2° / -12°	100 x 100 – 878 x 500 mm	200 lbs (90.7 kg)	Landscape
XTM1U	55 - 100"	2.5" (64 mm)	21.4" (542 mm)	+5° / -12°	100 x 100 – 1070 x 600 mm	250 lbs (113.4 kg)	Landscape

\*Compatible with dual stud mounting only. **FCA1S** to accommodate single stud mounting.

\*\*Order **FHB5038** VESA® Adapter for compatibility with 800-1000 mm vertical patterns.

\*\*\* Single Stud Weight Capacity.

## FEATURES

- ControlZone™ Height & Roll Adjustment is an industry-first feature for post-installation fine-tuning of height and leveling of the entire configuration, not just the display.
- Centerless™ Lateral Shift allows for up to 16" (406 mm) of post-installation lateral shift - 8" (203 mm) left/right of uprights. Enhancements include up to 3" (76 mm) of lateral shift in the wall plates. Dual-stud versions only.
- Centris® Low-Profile Tilt provides effortless, tool-free tilting by using the center of gravity to balance the screen.
- ClickConnect® Tool-Free Latching creates an audible click when the screen safely engages with the mount. A built-in cable stand allows easy access under the screen. Tuck Quick Store cords out of sight with the magnetized end.





# STANDARD

## FIXED AND TILT MOUNTS

Fusion Standard Fixed and Tilt Mounts are a great option when micro-height adjustment isn't needed. Ideal for installs using connector kits for multi-display applications.






MSA1U  
Medium Fixed Mount, Landscape



LSA1U  
Large Fixed Mount, Landscape



MTA1U  
Medium Tilt Mount, Landscape



LTA1U  
Large Tilt Mount, Landscape

MODEL	RECOMMENDED SCREEN SIZE	DEPTH FROM WALL	CENTERLESS LATERAL SHIFT	CENTRIS LOW-PROFILE TILT	MAXIMUM MOUNTING PATTERNS (WXH)	WEIGHT CAPACITY (DUAL STUD)
<b>MSA1U*</b>	32 - 65"	2" (51 mm)	12.9" (327 mm)	-	642 x 400 mm	125 lbs (56.7 kg)
<b>LSA1U</b>	42 - 86"	2" (51 mm)	17.4" (441 mm)	-	870 x 400 mm	200 lbs (90.7 kg)
<b>MTA1U*</b>	32 - 65"	2" (51 mm)	12.9" (327 mm)	+2° / -12°	650 x 400 mm	125 lbs (56.7 kg)
<b>LTA1U</b>	42 - 86"	2" (51 mm)	17.4" (441 mm)	+2° / -12°	870 x 400 mm	200 lbs (90.7 kg)

\*Compatible with dual stud mounting only. Order **FCA1S** to accommodate single stud mounting.

# FEATURE FOCUS

## FIXED AND TILT MOUNTS

### 1 SUPER STABILITY

Included set screws can be used to keep the mount rigid while attaching the uprights to the wall and while hanging the display. Engaging the set screws also ensures secure, precise positioning throughout the life of the installation.



1

### 2 NESTING SPACERS

Exclusive nesting spacers can be stacked to achieve any depth, providing a simple, universal hardware solution for mounting displays.



2

### 3 IMPROVED CABLE MANAGEMENT

Redesigned end caps allow cables to be routed behind the poles – no need to remove.



3

### 4 FASTER INSTALLATION

Integrated teardrop design speeds up wall plate installation by allowing pre-installation of the bolts to the wall. The mount can then be hung and the bolts tightened down to secure the install.



4

### 5 QUICK-STORE CORDS

Magnetized ClickConnect™ makes it easy to store and access pull cords. Once the display is clicked into place simply snap the magnet anywhere onto the interface to hide the cords from view.



5





# MENU BOARD

WALL MOUNTS

Fusion menu board wall mounts use what installers love about the ceiling mounted solutions to execute on-wall digital menu boards. The mounts offer perfect display positioning and flexible adjustments.

## FEATURES

- ControlZone™ Height & Roll adjustments up to  $\pm 1"$  (25 mm) with a floating center wall bracket on 4x1 and 5x1 configurations.
- Lateral shift allows wall brackets to shift around outlets and keep displays centered regardless of stud positioning.
- Independent depth adjust of 1" (25 mm), from 5.8-6.8" (147-173 mm), accommodates media players and cabling behind the displays and compensates for uneven walls.
- Centris® tilt between 0-20 degrees with locking points at 0, 10 and 20 degrees.
- Minimal wall attachment points leads to a faster install with fewer holes to drill.
- Tool-free screen engagement to secure displays with optional padlock security.

**DON'T  
SEE  
WHAT  
YOU  
NEED?**



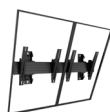
Build it with Fusion Modular Series and our multi-display configurator.

With these tools you can now specify your exact installation requirements and we'll provide the list of components needed to safely build your most creative applications.

Learn more at  
[legrandav.com/FusionModular](http://legrandav.com/FusionModular)



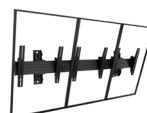
LWM2x1U  
2x1 Mount, Landscape



LWM2x1UP  
2x1 Mount, Portrait



LWM3x1U  
3x1 Mount, Landscape



LWM3x1UP  
3x1 Mount, Portrait



LWM4x1U  
4x1 Mount, Landscape



LWM5x1U  
5x1 Mount, Landscape

MODEL	CONFIGURATION	EXTRUSION LENGTH	WEIGHT CAPACITY (PER SCREEN)	MOUNTING PATTERN	DEPTH ADJUST RANGE
LWM2x1U	2x1 Landscape	72" (183 cm)	125 lbs (56.7 kg)	any width x 100 - 400 mm	5.8-6.8" (147-173 mm)
LWM2x1UP	2x1 Portrait	46" (117 cm)	125 lbs (56.7 kg)	any width x 100 - 800 mm	5.8-6.8" (147-173 mm)
LWM3x1U	3x1 Landscape	108" (274 cm)	125 lbs (56.7 kg)	any width x 100 - 400 mm	5.8-6.8" (147-173 mm)
LWM3x1UP	3x1 Portrait	68" (173 cm)	125 lbs (56.7 kg)	any width x 100 - 800 mm	5.8-6.8" (147-173 mm)
LWM4x1U	4x1 Landscape	156" (396 cm)	125 lbs (56.7 kg)	any width x 100 - 400 mm	5.8-6.8" (147-173 mm)
LWM5x1U	5x1 Landscape	192" (488 cm)	125 lbs (56.7 kg)	any width x 100 - 400 mm	5.8-6.8" (147-173 mm)



# FUSION PULL-OUT ACCESSORIES

Optimal for easy servicing of large and extra-large displays, the Fusion® Pull Out Accessory (**FCAV1U**) and Extra-Large Pull Out Accessory (**FCAXV1U**) offers up to 11.54" (293 mm) of display extension from the wall when paired with Fusion mounts. Great for recessed applications, Fusion Pull Out Accessories feature plumb adjustment and locking mount position for perfect placement of displays.

## FEATURES

- Up to 11.54" (293 mm) extension when combined with Fusion mount
- Retracts to 1.56" (40 mm) depth from the wall (not including mount depth)
- Plumb adjust to keep display in line with the wall
- Optional lock to secure mount in home position


**Download full Fusion Pull-Out Accessories Flyer for more information including technical drawings**




FCAV1U  
2x scissor arm assemblies  
& hardware



FCAXV1U  
3x scissor arm assemblies,  
1x wall plate & hardware



FCAV1U Shown retracted with LTM1U



FCAV1U Shown extended with LTM1U

# ACCESSORIES

A full line of supporting accessories can be integrated to customize any installation, and many accessories work across the Fusion wall, ceiling and freestanding mounts. Here are some of our most popular items:

## CAMERA SHELVES

[LEARN MORE ABOUT  
THIS SERIES](#)



## SIDE COVERS

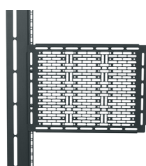
[LEARN MORE ABOUT  
THIS PRODUCT](#)



## PROXIMITY® COMPONENT STORAGE PANELS

### INTERFACE

[LEARN MORE ABOUT  
THIS PRODUCT](#)



### SLIDING

[LEARN MORE ABOUT  
THIS PRODUCT](#)



## PROXIMITY® IN-WALL STORAGE BOXES

### PAC525 SERIES

[LEARN MORE ABOUT  
THIS SERIES](#)



### PAC526 SERIES

[LEARN MORE ABOUT  
THIS SERIES](#)



### PAC527L SERIES

[LEARN MORE ABOUT  
THIS SERIES](#)



## FREESTYLE ROTATION ADAPTER

[LEARN MORE ABOUT  
THIS PRODUCT](#)



## SPEAKER ADAPTERS

[LEARN MORE ABOUT  
THIS SERIES](#)



For more accessories, please connect with your local Sales Representative, Customer Care, or view the Accessories tab of individual product pages.

LEGRAND | AV COMMERCIAL BRANDS

C2G | Chief | Da-Lite | Luxul | Middle Atlantic | Vaddio | Wiremold

INSTALLER INSPIRED | [legrandav.com](http://legrandav.com)

USA 866.977.3901 [av.chief.support@legrand.com](mailto:av.chief.support@legrand.com) CANADA 877.345.4329 [av.chief.canada@legrand.com](mailto:av.chief.canada@legrand.com)

EMEA +31 495 580 840 [av.emea.sales@legrand.com](mailto:av.emea.sales@legrand.com) APAC +852 2145 4099 [av.asia.sales@legrand.com](mailto:av.asia.sales@legrand.com)

©2021 Legrand AV Inc. 210467 Rev A. 7/21 Chief is a registered trademark of Legrand AV Inc. All other brand names or marks are used for identification purposes and are trademarks of their respective owners. All patents are protected under existing designations. Other patents pending.